

**Research Paper  
Graphic Organizer**

Subject  
Working Title

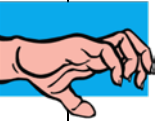
Research Question



Proposition / Thesis



Grabber



**The Research Paper**

Introductory Paragraph

I.

A.

B.

C.





Use this space for notes and graphics  
Organizer continues on next page

First Supporting Body Paragraph

<p><b>II.</b></p> <p>A.</p> <p>B.</p> <p>C.</p>	
	
	
	

Second Supporting Body Paragraph

<p><b>III.</b></p> <p>A.</p> <p>B.</p> <p>C.</p>	
	
	
	

Use this space for notes and graphics  
Organizer continues on next page

### Third Supporting Body Paragraph

IV.

A.

B.

C.



Note: Depending on your material, you may have more than three supporting body paragraphs — and it is even possible that it will take **two** body paragraphs to properly explain **one** main idea.

### Conclusion / Zinger

V.

A.

B.

C.



Use this space for notes and graphics  
Organizer continues on next page

## Sources

Source 1: \_\_\_\_\_

Idea, Quote, or Graphic

Source 2: \_\_\_\_\_

Idea, Quote, or Graphic

Source 3: \_\_\_\_\_

Idea, Quote, or Graphic

Source 4: \_\_\_\_\_

Idea, Quote, or Graphic

Continue on another sheet of paper if additional sources are used.